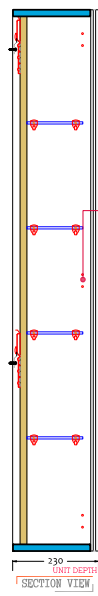
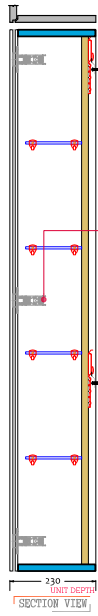
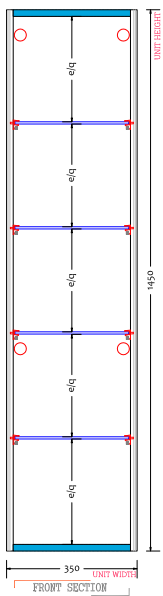
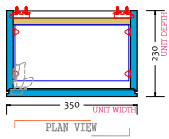


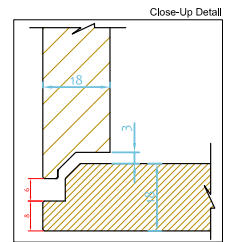

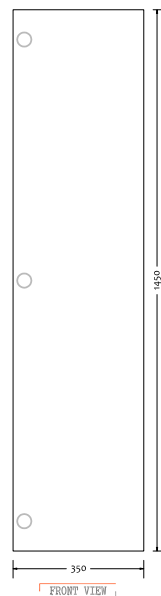
SQ2 high unit

SKU: 30010151



Soft Close Hinge (inline plate)

Cover Caps On Opposite Side Panel



Colour:

Matte white

Size H/L/D:

145cm / 36cm / 23cm

Weight:

35.7kg net

SQ2 high unit details: